

Test Report

Vibration Test
Mechanical Shock Test

Applicant
Vecow Co., Ltd

Product name
Expandable AI Computing System

Model name
EVS – 3400



Antek Certification Inc.,
7F, No. 351 Yangguang St.,
Neihu Dist., Taipei 114, Taiwan

Telephone: +886 2 87523779
Facsimile: +886 2 87523776
www.atclab.com.tw

Test Report	
Report No..... :	TWK2502015-001
Project Reference No. :	SO25010293 · SO25010294
Tested by (+ signature). :	Miao <i>Miao.</i>
Approved by (+ signature)..... :	Simon Lu <i>Simon Lu</i>
Date of issue	2025/03/28
Total number of pages	17

Applicant's name	Vecow Co., Ltd
Address	3F, No. 10, Jiankang Rd., Zhonghe Dist., New Taipei City 23586, Taiwan

Testing Laboratory Name	AnTek Certification Inc.
Laboratory Address	7F, No. 351, Yangguang St. Taipei 11491 Taiwan
Testing Location	No. 21, Gongjian Rd. Keelung City 20647 Taiwan

Test specification	
Standard..... :	(As requested by the applicant, for details please refer to attached pages.)
Test procedure	Same as above
Date of receipt of test item	2025/01/16
Date (s) of performance of test..:	2025/01/20 to 2025/03/21
The report relates only to the object tested.	
Test item description	
Item name	Expandable AI Computing System
Model name	EVS—3400
Quantity	1
Test result	See test conducted.



Antek Certification Inc.,
 7F, No. 351 Yangguang St.,
 Neihu Dist., Taipei 114, Taiwan

Telephone: +886 2 87523779
 Facsimile: +886 2 87523776
www.atclab.com.tw

Product	Expandable AI Computing System
Brand	Vecow
Model	EVS-3400
Series Model	EVS-3XXXXXXXXXX ("X" can be 0-9, A-Z or blank)
Model Differences	The models are electrically identical, different models no. are for marketing purpose. The series model information is provided by client.
CPU	Intel® Core™ i7-13700TE@1.10GHz
RAM	TEAMGROUP 48GB DDR5 5600 CL46 1.1V SODIMM *2
SSD	Innodisk 2.5" SATA SSD 3TE7 512GB *2
M.2	Innodisk (P80) 3TE6 1TB *1
	Innodisk (P80) 4TG2-P 512GB *2
GPU	Nvidia RTX 4000SFF ADA
PCIE	PE – 2004
	PE – 2001H



Antek Certification Inc.,
7F, No. 351 Yangguang St.,
Neihu Dist., Taipei 114, Taiwan

Telephone: +886 2 87523779
Facsimile: +886 2 87523776
www.atclab.com.tw

Content

Content	4
Vibration Test	5
Reference Document:	5
Test Condition:	5
Test Procedure:	6
Test Summary:	6
Test Photos:	6
Test Profile:	9
Mechanical Shock Test	11
Reference Document:	11
Test Condition:	11
Test Procedure:	11
Test Summary:	11
Test Photos:	12
Test Profile:	15



Antek Certification Inc.,
 7F, No. 351 Yangguang St.,
 Neihu Dist., Taipei 114, Taiwan

Telephone: +886 2 87523779
 Facsimile: +886 2 87523776
www.atclab.com.tw

Vibration Test

Tested Sample:

Sample quantity: 1 unit

Test Equipment:

Equipment	Vibration Shaker
Manufacturer	SHINKEN
Model Number	G22-310S
Date of Calibration	Jul. 02, 2024

Equipment	Vibration Shaker
Manufacturer	SHINKEN
Model Number	G-0230NS
Date of Calibration	Apr. 18, 2024

Laboratory Ambiance Condition:

Temperature	15 ~ 35 °C
Humidity	25 ~ 75 %RH
Air Pressure	86 ~ 106 kPa

Reference Document:

The test was performed with reference to MIL-STD-810H:2019, Method 514.8C.

Test Condition:

- Pulse Shape: Random wave
- Operating: Input electrical power to operate during the test.
- Frequency Range: 5 Hz to 500 Hz
- Acceleration: 0.76 Grms for X axis, 0.21 Grms for Y axis and 1.08 Grms for Z axis.
- Duration: 1 hour/axis
- Direction: X, Y and Z axes
- Spectrum:

Vertical		Transverse		Longitudinal	
Frequency, Hz	ASD, g ² /Hz	Frequency, Hz	ASD, g ² /Hz	Frequency, Hz	ASD, g ² /Hz
5	0.015	5	0.00013	5	0.0065
40	0.015	10	0.00013	20	0.0065
500	0.00015	20	0.00065	120	0.0002
		30	0.00065	121	0.003
		78	0.00002	200	0.003
		79	0.00019	240	0.0015
		120	0.00019	340	0.00003
		500	0.00001	500	0.00015
		rms = 1.08 g		rms = 0.21 g	

Test Procedure:

- Check the sample's appearance before the test.
- Install the sample on testing table and set up testing condition.
- After testing, take off sample from table and put it in the storage area.
- Observe the sample and record for any visible change after testing.

Test Summary:


- No visible damage was found on sample appearance after the test.
- The function was normal after the test.

Test Photos:

Sample photo before the test:




Function check before the test:




Setup photo:


X axis



Y axis



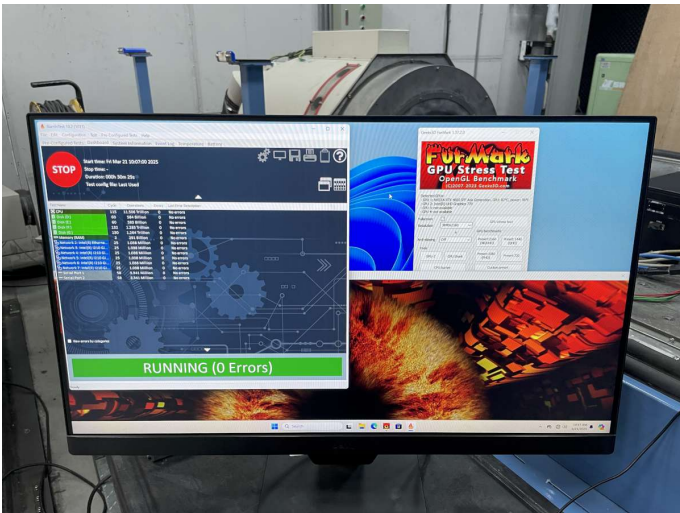
Z axis



Sample photo after the test:

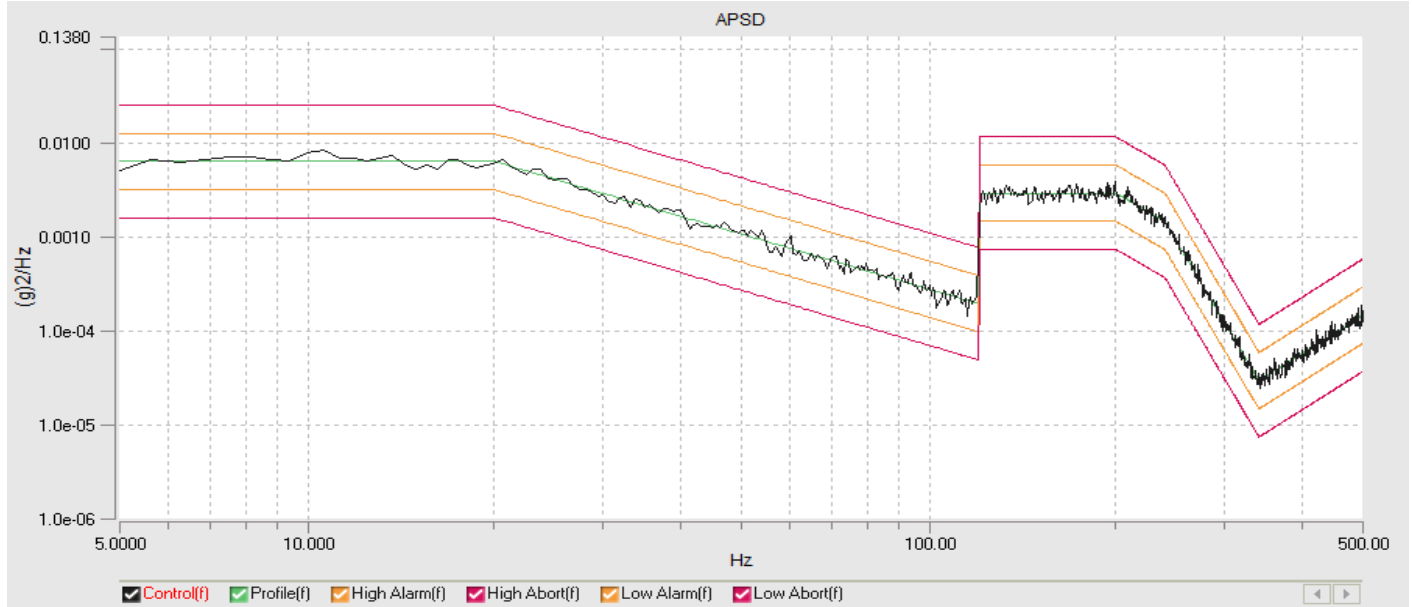


Function check after the test:



Test Profile:

X axis



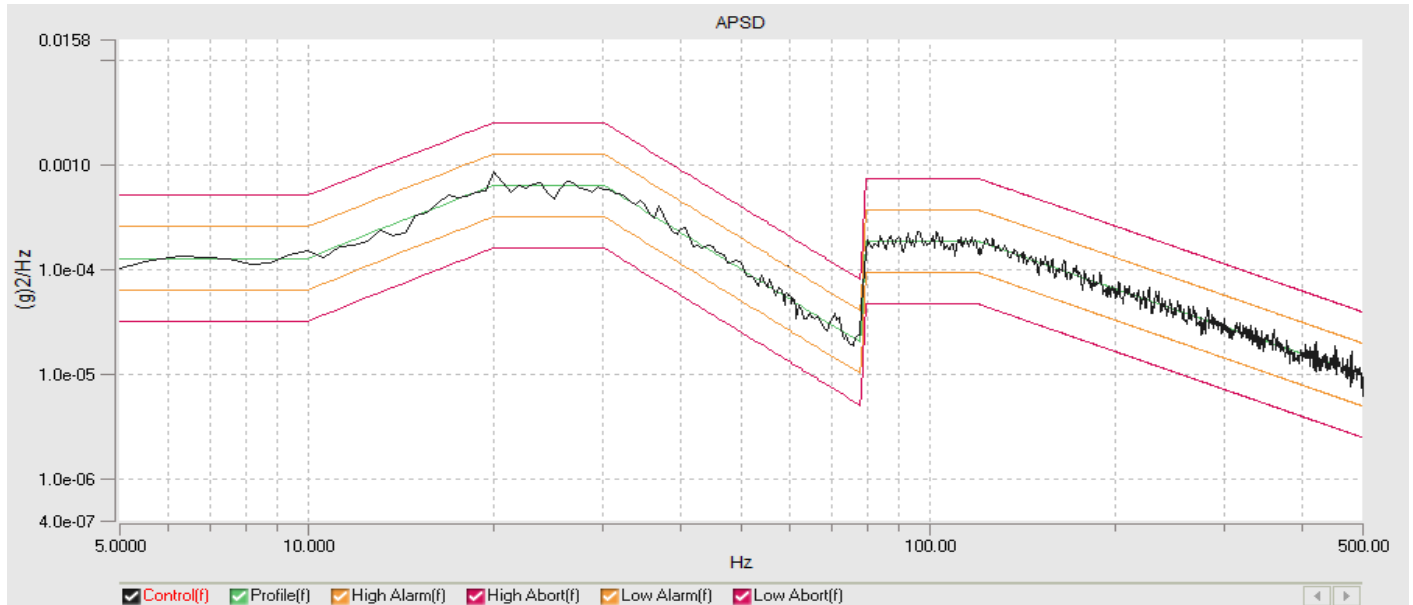
Demand RMS: 0.762 g

Current Level Time: 01:00:00

Begin Time: 2025-1-20 PM 08:35:43

End Time: 2025-1-20 PM 09:36:38

Y axis



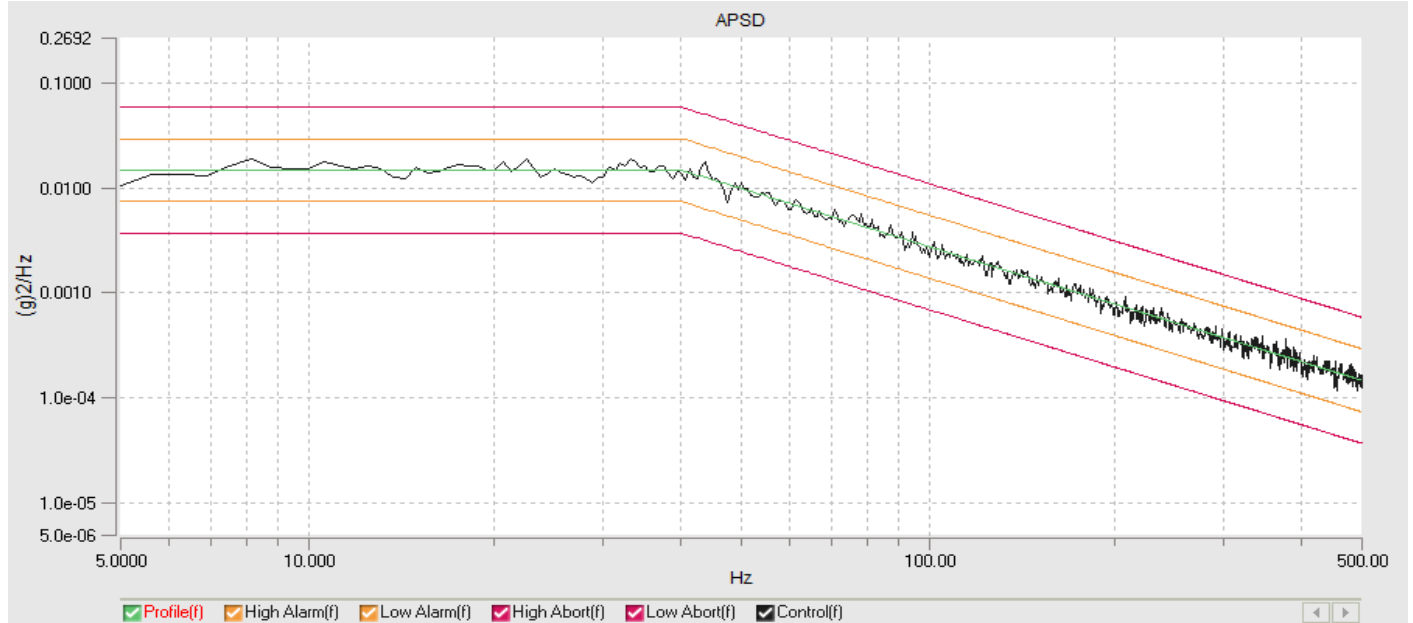
Demand RMS: 0.205 g

Current Level Time: 01:00:00

Begin Time: 2025-1-20 PM 09:54:00

End Time: 2025-1-20 PM 10:54:48

Z axis



Demand RMS: 1.078 g
Current Level Time: 01:00:00
Begin Time: 2025-2-20 PM 02:46:02
End Time: 2025-2-20 PM 03:47:51

Mechanical Shock Test

Tested Sample:

Sample quantity: 1 unit

Test Equipment:

Equipment	Vibration Shaker
Manufacturer	SHINKEN
Model Number	G22-310S
Date of Calibration	Jul. 02, 2024

Laboratory Ambiance Condition:

Temperature	15 ~ 35 °C
Humidity	25 ~ 75 %RH
Air Pressure	86 ~ 106 kPa

Reference Document:

The test was performed with reference to MIL-STD-810H:2019, Method 516.8, Procedure I.

Test Condition:

- Operating: Input electrical power to operate during the test.
- Pulse shape: Sawtooth wave
- Acceleration: 20 G
- Pulse duration: 11 ms
- Test face:

Test axis	Shock Times
+X axis	3
-X axis	3
+Y axis	3
-Y axis	3
+Z axis	3
-Z axis	3

Test Procedure:

- Check the sample's appearance before the test.
- Install the sample on testing table and set up testing condition.
- After testing, take off sample from table and put it in the storage area.
- Observe the sample and record for any visible change after testing.

Test Summary:

- No visible damage was found on sample appearance after the test.
- The function was normal after the test.

Test Photos:

Sample photo before the test:



Function check after the test:



Setup photo:


±X axis




±Y axis



±Z axis



Sample photo after the test:

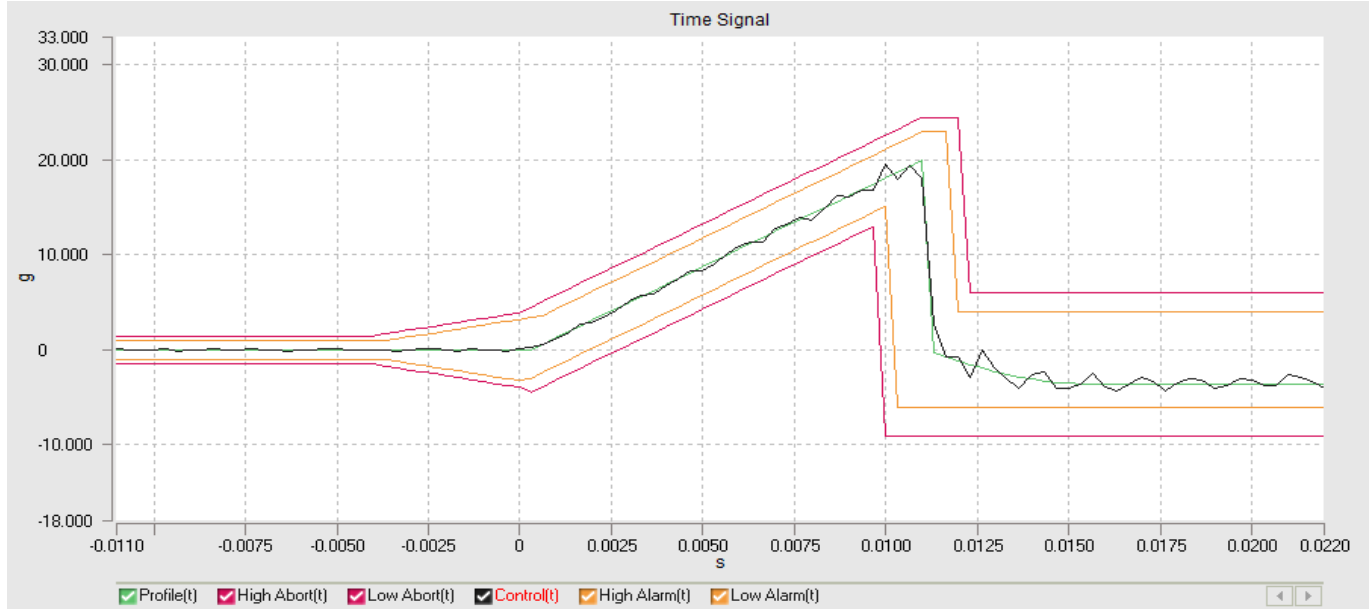


Function check after the test:



Test Profile:

+X axis



Shock Type: Final Peak Saw Tooth

Pulse Duration: 11 ms

Demand peak: 20.000 g

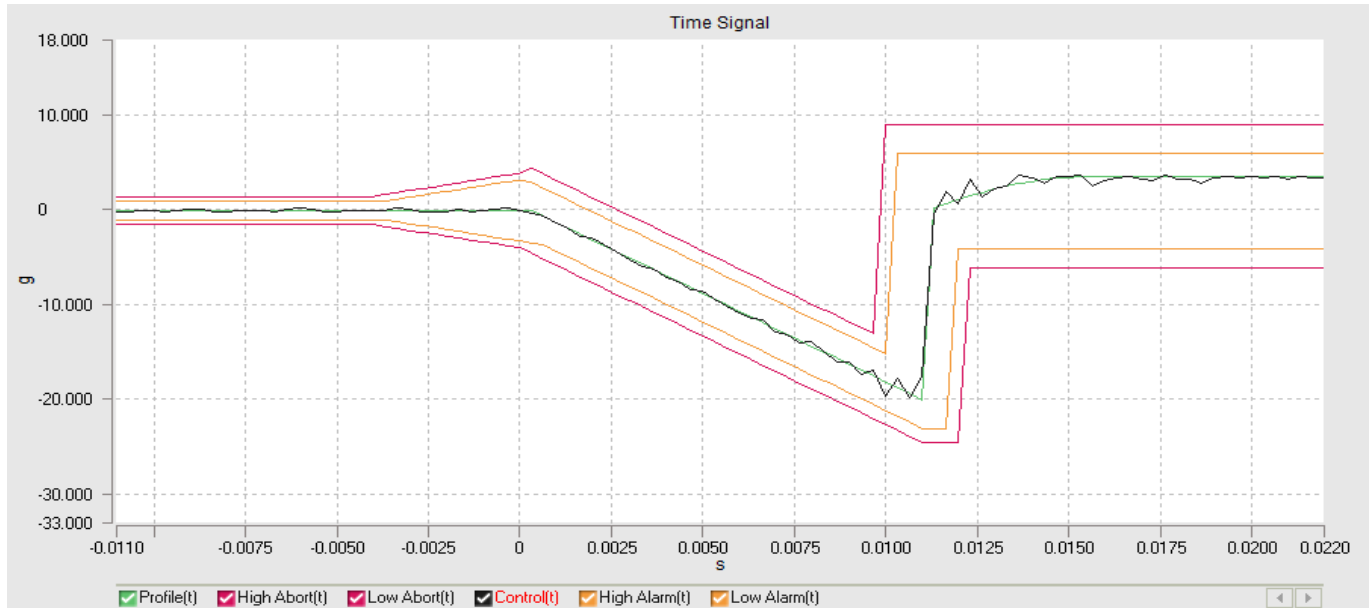
Current Pulses: 3

Data was saved as a file at time:2025-3-21 AM 10:35:35

Begin Time: 2025-3-21 AM 10:34:42

End Time: 2025-3-21 AM 10:35:30

-X axis



Shock Type: Final Peak Saw Tooth

Demand peak: 20.000 g

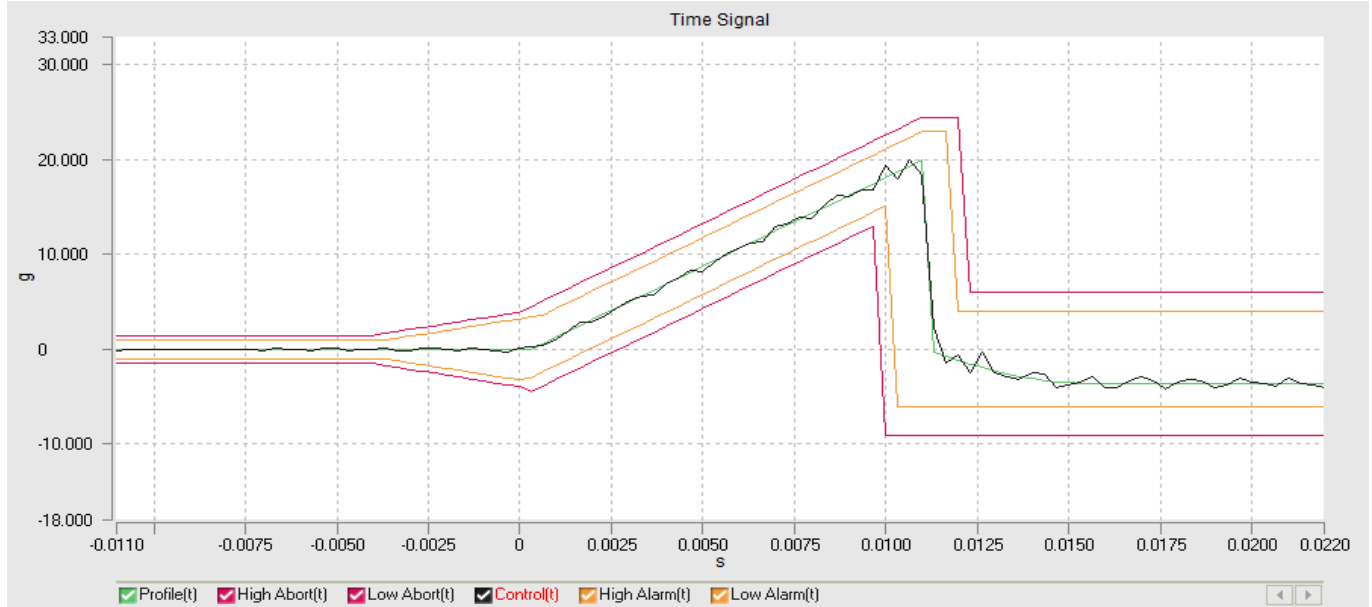
Current Pulses: 3

Data was saved as a file at time:2025-3-21 AM 10:36:49

Begin Time: 2025-3-21 AM 10:35:56

End Time: 2025-3-21 AM 10:36:44

+Y axis



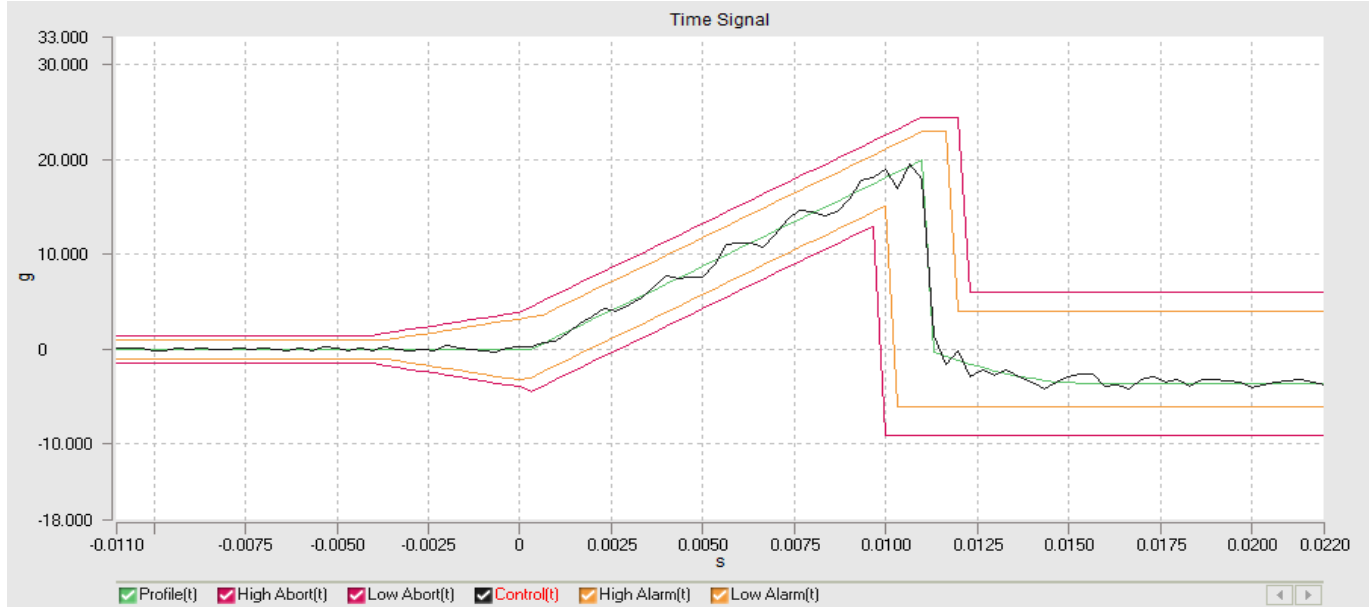
Shock Type: Final Peak Saw Tooth
Demand peak: 20.000 g
Current Pulses: 3
Data was saved as a file at time:2025-3-21 AM 10:30:48
Begin Time: 2025-3-21 AM 10:29:53
End Time: 2025-3-21 AM 10:30:43

-Y axis



Shock Type: Final Peak Saw Tooth
Demand peak: 20.000 g
Current Pulses: 3
Data was saved as a file at time:2025-3-21 AM 10:32:03
Begin Time: 2025-3-21 AM 10:31:10
End Time: 2025-3-21 AM 10:31:58

+Z axis



Shock Type: Final Peak Saw Tooth

Demand peak: 20.000 g

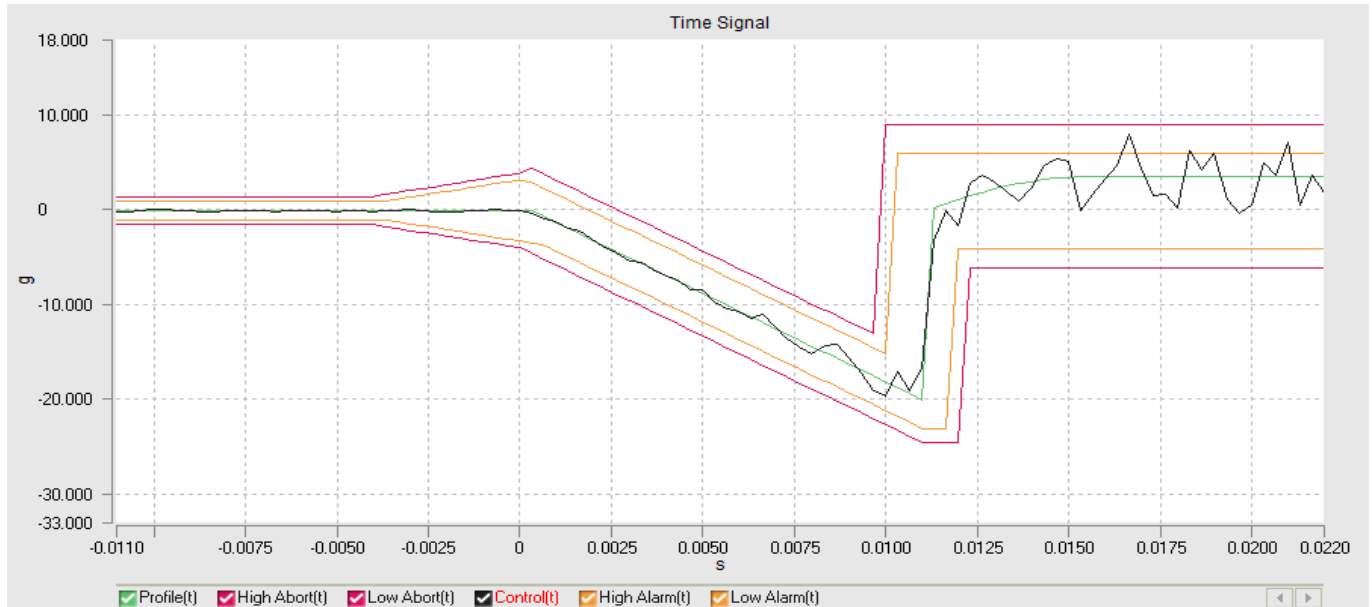
Current Pulses: 3

Data was saved as a file at time:2025-3-20 PM 04:48:03

Begin Time: 2025-3-20 PM 04:47:00

End Time: 2025-3-20 PM 04:47:59

-Z axis



Shock Type: Final Peak Saw Tooth

Demand peak: 20.000 g

Current Pulses: 3

Data was saved as a file at time:2025-3-20 PM 04:49:29

Begin Time: 2025-3-20 PM 04:48:31

End Time: 2025-3-20 PM 04:49:24

--- END OF REPORT ---